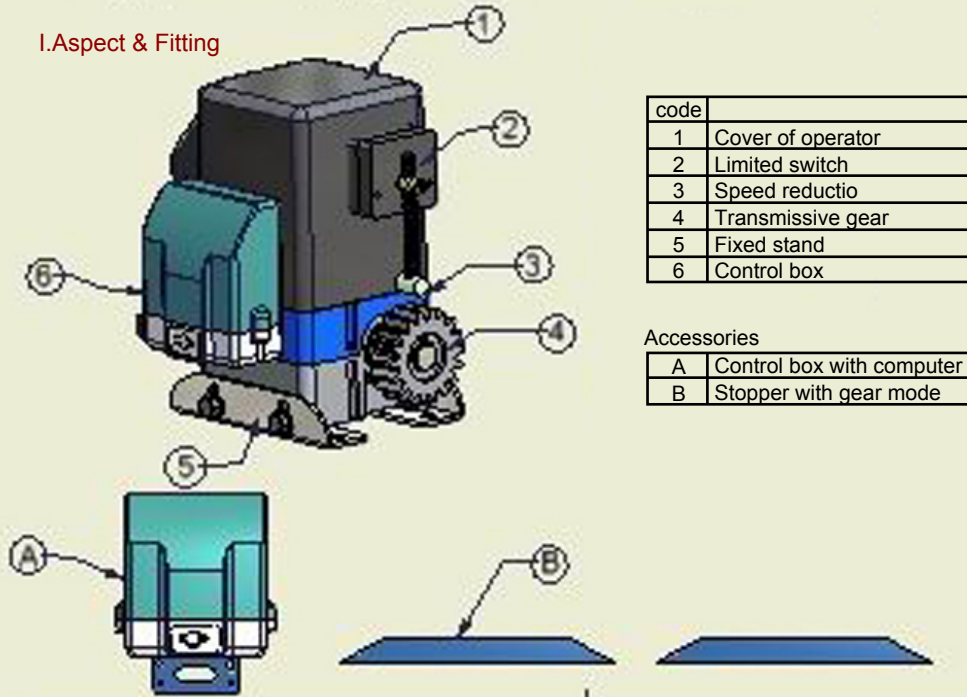
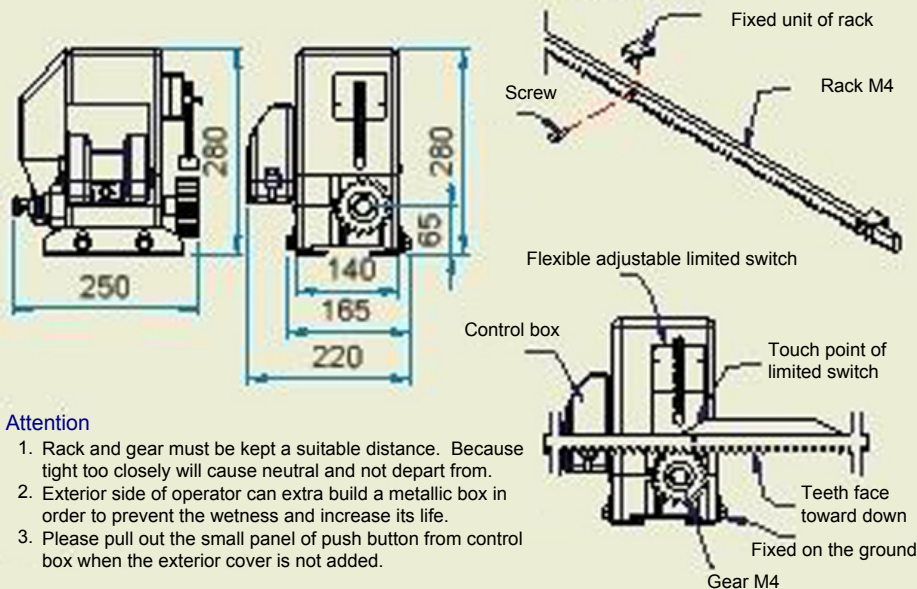


# DC24V Manual of DC24V sliding operator, teeth rack type

## I.Aspect & Fitting



## II.Drawing of exterior size

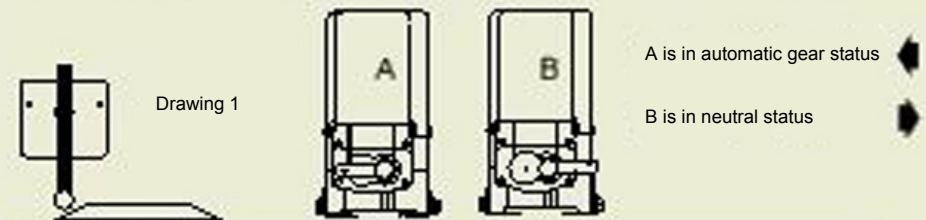


### Attention

1. Rack and gear must be kept a suitable distance. Because tight too closely will cause neutral and not depart from.
2. Exterior side of operator can extra build a metallic box in order to prevent the wetness and increase its life.
3. Please pull out the small panel of push button from control box when the exterior cover is not added.

## III.Explanation

1. This product is suitable to use the place where belongs to small residential house or school, factory where has equipped the fence with track and flexible gate.
2. The loading weight of gate will effect running speed from this product and its life from control box. Therefore, this operator must be used in specific loading range.
3. Please must install and fix the limited switch and stopper correctly. Because incorrect installation and fixation will cause motor or gate to damage. Thus, install based drawing correctly is required.
4. While motor is fixed in the gate, please initiate make sure its gate leaf is in neutral and smooth. If it is, the power can be sent it out. Otherwise, the operator will be damaged easily.
5. The control box is designed by multi-function and wisdom. One of the function is the gate will reverse when it hits obstacle. Therefore, it would possible has obstacle in the rail if gate reverses automatically in closing.
6. Please read the manual of control box when you would like to adjust the sensitive obstruction.
7. While gate hits power failure or malfunction, it can change the handle to the neutral position. This can make the gate to change push by hands not sliding mode.



## IV.Feature specification

Motor feature specification	
Power supply	DC-24 ~30V low-voltage and DC current supply
Capacity	within 5 inch gate and total weight 400kgs.
Control box feature specification	
Power supply	Special transformer with appointed voltage frequency 110V or 220V
Obstruction adjustment	big adjustment 360 degree / slim adjustment 9 sections
Close door automatically	Interval time for each adjustment in 9 sections is 15 seconds.
Obstruction awareness	Gate will stop when hits obstruction.
Button from control box	Cycle in single button – frontward – stop – backward
Running	Turning speed per minute will be 68 in loading the gate weight 500kgs The distance for running per second will be 16cm

Control box and motor's receiver are designed as separately. In order to avoid the interference of receiving distance from magnetic field, control box can move long location from motor, but antenna can not touch any metallic product.

Limitation of continuous time to use	
500kgs.	8 minutes
400kgs.	15 minutes
300kgs.	20 minutes

### Be awareness :

If time to use is over, it will cause the failure because of consumption from belt of DC motor.